

2nd Grade- Week 2

Dear Parent/Guardian,

During Week 2, your child will review a variety of skills, including long e spelling patterns, plurals, grammar practice, antonyms, and a fictional text to practice reading comprehension.

We also suggest that students have an experience with reading each day. Reading at home will make a HUGE difference in your child's school success! Make reading part of your everyday routine. Choose books that match your child's interests. Reading for 20 minutes a day will continue to grow your young reader's vocabulary and comprehension.

Links for additional resources to support students at home are listed below.

<https://classroommagazines.scholastic.com/support/learnathome.html>

<https://www.education.com>

<https://www.abcya.com>

<http://www.sheppardsoftware.com>

<https://www.funbrain.com/>

Week 2 At A Glance	
Day 1	<input type="checkbox"/> Read for 20 minutes <input type="checkbox"/> Spelling Page 68 <input type="checkbox"/> Long e/Plurals Page 132
Day 2	<input type="checkbox"/> Read for 20 minutes <input type="checkbox"/> Spelling Page 69 <input type="checkbox"/> Spelling Page 70
Day 3	<input type="checkbox"/> Read for 20 minutes <input type="checkbox"/> Read "The Two Best Cakes" and answer questions
Day 4	<input type="checkbox"/> Read for 20 minutes <input type="checkbox"/> Grammar Page 66 <input type="checkbox"/> Grammar Page 67
Day 5	<input type="checkbox"/> Read for 20 minutes <input type="checkbox"/> Vocabulary Strategy Page 139

Name _____

we	bee	need	queen	mean
leaf	thief	chief	pony	keys

A. Word Sort

Look at the spelling words in the box. Match the spelling word with the vowel pattern and write the word.

*e**y**ey*

1. _____ 2. _____ 3. _____

*ee**ea**ie*

4. _____ 7. _____ 9. _____

5. _____ 8. _____ 10. _____

6. _____

B. Rhyme Time

Write a spelling word that rhymes with each word below.

11. see _____ 12. feed _____





13. bony _____ 14. lean _____

15. brief _____

Name _____

The letters **e**, **ee**, **ea**, **ie**, **y**, **ey**, and **e_e** can stand for the long **e** sound. Listen to the vowel sound as you say the words **me**, **see**, **leap**, **piece**, **happy**, **money**, and **eve**.

A. Say each picture name. Circle three pictures in the box whose names have the long e sound.

	chief		bee
	eggs		pony

When a word ends in **y**, change the **y** to **i** before adding **-es** to make the word mean more than one. The plural of **lady** is **ladies**.

B. Circle the correct way to write each plural.

1. puppy puppys puppies
2. fly flys flies
3. pony ponies ponys

Name _____

we	bee	need	queen	mean
leaf	thief	chief	pony	keys

A. Word Meaning**Write the spelling word for each definition.**

1. a small horse _____
2. part of a plant _____
3. an insect _____
4. robber _____
5. must have _____

**B. Sentences to Complete****Write a spelling word on the line to complete each sentence.**

6. The _____ will unlock the doors.
7. The fire _____ is in charge of the firefighters.
8. The red signs _____ people should stop.
9. _____ work together as a team.
10. The king and _____ wore crowns.

Name _____

A. Proofread

There are six spelling mistakes in the paragraph below. Circle the misspelled words. Write the words correctly on the lines.

The Internet is a good tool to use if you need information. You can learn how to care for a poney. You can learn why a bie sting hurts. You can find facts about a quene or a king. Do fluffy white clouds meen good weather or bad? Wea can use the Internet to find out!



1. _____ 2. _____ 3. _____
 4. _____ 5. _____ 6. _____

B. Writing

Write about another good tool for getting information. Tell what kinds of facts you can get. Use four spelling words in your paragraph.

Name _____

- The verb ***have*** has two forms in the present tense.
- Use ***has*** when the subject is singular.
Our class has a weather station.
- When the subject is plural or *I* or *you*, use the form ***have***.
Marta and Joe have boots.
I have my umbrella.
You have a scarf.

A. Complete each sentence with *has* or *have*.

1. I _____ new boots.
2. Matt _____ a raincoat.
3. Lily and Jack _____ warm mittens.
4. You _____ an umbrella.
5. Sara _____ gloves.
6. I _____ a jacket with a hood.

B. Write one sentence with *has*. Write another sentence with *have*. Write them on the lines below.

7. _____
8. _____

Name _____

- The past tense of **have** is **had**.
- Use **had** with a singular or plural subject.

I had a yellow raincoat.

We had a bad storm last night.


Use the word *had* to complete each sentence. Write the new sentence on the line.

1. I _____ a book about storms.

2. We _____ a plan for bad weather.

3. Jim _____ a raincoat.

4. Rick and Dan _____ an umbrella.



Name _____

Antonyms are words that have opposite meanings. **Hot** and **cold** are antonyms.

Read each sentence. Circle the word that is an antonym for the underlined word. Write the word.

1. An ice hotel is like a big igloo.

glass small

2. They build in the winter.

forest summer

3. They use snice to keep the blocks from coming apart.

together nearby

4. The temperature inside must stay below freezing.

beside above

5. The ice hotel melts in the spring.

freezes shines

The Two Best Cakes

Mrs. Diaz liked to bake cakes. She wanted to be the best baker in town. Mr. Jones lived next door to Mrs. Diaz. He liked to bake cakes. He also wanted to be the best baker in town.

One day Mrs. Diaz baked a cake. The cake was very tall. She decorated it with glitter icing. She stuck pinwheels on the top. The cake looked great.

Mr. Jones baked a cake on the same day. His cake was also very tall. He put green icing on his cake. He stuck lollipop trees on top. Mr. Jones liked his cake very much. "Wait until Mrs. Diaz sees this!" he said. "She will see I am the best baker."

Mrs. Diaz had the same idea. "Wait until Mr. Jones sees this!" she said. "He will see I am the best baker." Mrs. Diaz decided to carry the cake next door to show Mr. Jones. She walked down the street. It was hard to see over the pinwheels. But she didn't have far to go.

Mr. Jones decided to carry the cake next door to show Mrs. Diaz. He walked down the street. It was hard to see over the lollipops. But he didn't have far to go. Mrs. Diaz didn't see Mr. Jones coming. Mr. Jones didn't see Mrs. Diaz coming.

Name: _____ Date: _____

1. Both bakers want to be the best. What do you think they will do?

- A. They will open a bakery together.
- B. Each baker will try to prove that their cake is best.
- C. They will stop baking cakes.
- D. They will bake cakes for charity.

2. What will happen next?

- A. Mr. Jones will sell his cake.
- B. Mr. Jones will bring the cake to a sick friend.
- C. Mr. Jones will show his cake to Mrs. Diaz.
- D. Mr. Jones will eat his cake.

3. The theme of this story is

- A. friendship.
- B. baking.
- C. neighbors.
- D. competition.

4. What is the problem in the story?

- A. Mrs. Diaz's cake is too tall.
- B. Mr. Jones' cake does not taste good.
- C. Mr. Jones and Mrs. Diaz both think their cake is the best.
- D. Mrs. Diaz ate her cake before Mr. Jones could taste it.

5. The author does not end the story. What will happen next? How do you know?